

MAKING AN ONLINE PAYMENT WITH MULLAN PROPERTY

mullanfiles.com is the website that is used by Mullan Property to make online deposit and rental payments.

To make an online payment please follow the steps outlined below.


If you have any difficulties please do not hesitate to contact us – we have a rep on call 7 nights a week until 11pm each night:

t: +44(0)28 9032 2228 (Mon – Fri, 9am – 5.15pm)

m: +44(0)7710 004097 (Mon – Sun, On Call Until 11pm each night)


1

1. Goto our website www.mullanfiles.com



2. Click the **payment** link on the navigation bar

3. This displays the page www.mullanfiles.com/Payments.html




Make a Secure Payment

The following form may be used to make secure payments to **Mullan Property** - using VISA, Maestro, AMEX or PayPal.

You are guaranteed that this is a secure site and your details are safe - when you select what the payment is for then click the **[Pay Now]** button.

Notice the **small yellow padlock at the bottom right hand side of the screen**




(Note - this will only appear when you click the **[Pay Now]** button)

Please Follow The Steps Below To Make a Payment - Please [call or email us](#) if you experience any difficulties:

- 1) Select The Apartment You Are Making Pymt For
- 2) Enter The Dates Of Your Stay
Arrival Date:
Departure Date:
- 3) Specify Any Special Requests (We will try to accomodate them)
- 4) Click the **[Pay Now]** button below - you can then specify your Credit Card/ PayPal Details (on the Secure Site)

Pay Now



4. On this page you should enter the details that will describe the payment that you are making:

- Apartment Name & if the payment is for Deposit or Rent
- Arrival Date
- Departure Date
- Any special requests

5. Click the **[Pay Now]** button at the bottom of the screen → you will then be shown another screen where you can (i) confirm the Amount of the payment and (ii) enter your credit card details

2

6. This screen requires you to enter the Amount that you want to pay in the [Unit Price] box and then click the [Update Totals] button

When you have done this you will see that amount that you want to pay in the Total line – in the example opposite, note that the Total = £100 & the [Update Totals] button has disappeared

Unit Price	Quantity	Amount
£100.00	1	£100.00
Item total:		£100.00
Total:		£100.00 GBP

info@mullanproperty.com

Please provide an amount and click Update Totals.

Description	Unit Price	Quantity	Amount
<input type="text"/>	<input type="text"/>	1	0.00
Select The Apartment You Are Making Pymt For: Titanic Quarter - Deposit, Enter Your Arrival Date: 21 April 2012, Specify Any Special Requests: , Enter Your DepartureDate: 27 April 2012		Item total:	0.00
		Total:	GBP
		<input type="button" value="Update Totals"/>	

Pay with Credit Card or Log In



[Learn more](#) about PayPal - the safer, easier way to pay.
Enter your billing information

Country:

Payment Type:

First Name:

Last Name:

Billing Address Line 1:

Billing Address Line 2: (optional)

Town/City:

County:

Postal code:

Home Telephone:

Email:

Already have a PayPal account?

Please log in

Email:

Password:

Forgot [email address](#) or [password](#)?

In order to process your payment, PayPal collects certain personal information from you which it holds in accordance with its [Privacy Policy](#). For more information on this process, click [PayPal Account Optional](#).

<p>Pay with Credit Card or Log In</p> <p>Learn more about PayPal - the safer, easier way to pay. Enter your billing information</p> <p>Country: <input type="text" value="United Kingdom"/></p> <p>Payment Type: <input type="text" value="Select Card"/></p> <p>First Name: <input type="text"/></p> <p>Last Name: <input type="text"/></p> <p>Billing Address Line 1: <input type="text"/></p> <p>Billing Address Line 2: <input type="text"/> <small>(optional)</small></p> <p>Town/City: <input type="text"/></p> <p>County: <input type="text"/></p> <p>Postal code: <input type="text"/></p> <p>Home Telephone: <input type="text"/></p> <p>Email: <input type="text"/></p> <p>In order to process your payment, PayPal collects certain personal information from you which it holds in accordance with its Privacy Policy. For more information on this process, click PayPal Account Optional.</p> <p><input type="button" value="Review Order and Continue"/></p>	<p>7. At the bottom left of the same page you will see the options for CREDIT CARD payment – you just need to enter your credit card details and then click the [Review Order and Continue] button</p> <p>Ignore the Paypal Options at the right hand side of the screen – you DO NOT need to log into PayPal to complete the transaction and make the payment</p>
--	---